



Sycamore Lodge, 42 Myrtle Terrace Dalton-In-Furness LA15 8BP

Offers In The Region Of £525,000

A spacious and versatile four-bedroom detached family home with the added benefit of a self-contained attached annex. Set in a desirable location, the property boasts solar panels for energy efficiency, ample off-road parking, and beautifully maintained gardens with lovely views. Perfectly suited for family living, this home combines comfort, practicality, and sustainability in a peaceful setting.



4



2



3



73

Approach

The property is approached via a gated private driveway, providing secure access, ample off-road parking, and an attractive setting complemented by established gardens and mature shrubberies.

Entrance Hallway 8'2" x 6'2"

The hallway provides access to the WC and dining area.

Lounge 14'11" x 26'4"

This welcoming lounge is filled with natural light and styled with tasteful décor and soft carpeting. Elegant coving adds a touch of character, while the charming feature fireplace creates a cosy focal point, perfect for relaxing or entertaining.

Dining Area 10'5" x 7'8"

Step seamlessly from the open lounge into the dining area. This versatile space is designed for both everyday meals and gatherings, with plenty of natural light filtering through the French doors. To one side, French doors open directly to the entrance hall, on the other side, another set of French doors leads into the kitchen.

Conservatory 9'8" x 10'2"

Accessed through sliding doors from the lounge, the conservatory offers a bright and tranquil retreat. Featuring laminate flooring and surrounded by garden views, it's the perfect space to relax. The large windows flood the room with natural light, creating a seamless connection between indoor comfort and the beauty of the outdoors.

Kitchen 10'10" x 10'4"

This modern kitchen boasts sleek white gloss, flat-fronted wall and base units complimented by black granite work surfaces. At the centre, a stylish island features an integrated hob. A built-in single oven and dishwasher add to the practicality, all set against fresh white walls and mint green feature walls that adds a subtle pop of colour. Laminate flooring runs throughout, creating a clean and cohesive look. A single glazed door at the rear offers direct access to the annex, enhancing the home's flexibility and flow.

Annex

Lounge 12'3" x 9'10"


A bright and versatile lounge, thoughtfully decorated with tasteful finishes and soft carpeting. Elegant coving adds charm, while sliding doors open directly to the front garden, creating a seamless indoor–outdoor flow and enhancing the room's sense of space.

Bedroom/Gym 9'4" x 30'3"

To the rear of the property this bedroom benefits from a three piece en-suite, cream carpets, and an elongated window. This room is suitable for a range of versatile uses.

Ensuite 2'6" x 10'4"

The ensuite has been fitted with a three piece suite comprising of low level flush WC, pedestal sink and a shower.



Utility 4'5" x 6'11"

A practical utility room offering additional storage and workspace, complete with fitted units and space for laundry appliances.

WC 2'7" x 5'3"

Fitted with a low level flush WC and a vanity sink.

Bedroom One 10'6" x 13'6"

This doubled bedroom features built in wardrobes adjacent to the windows overlooking the walled rear garden.

Bedroom Two 12'6" x 10'5"

A double bedroom that has large windows overlooking the walled rear garden. Featuring cream carpets and bright décor.

Bedroom Three 11'2" x 14'11"

The third bedroom still comfortably fits a double bed. Featuring a sloped roof, bright walls and windows overlooking the front of the property to help flood the room with natural light.

Bathroom 7'4" x 10'5"

The bathroom has been fitted with a four piece suite comprising of a low level flush WC, wall hung sink, bath and walk-in shower cubicle.

External


Step into a beautifully designed garden where lush lawns, flowering shrubberies, and stone steps guide you through layered outdoor spaces. Mature trees provide natural privacy, while quiet seating areas invite relaxation. A perfect blend of structure and serenity, this tranquil retreat offers a peaceful escape from the everyday.














Whilst every attempt has been made to ensure the accuracy of the floorplan contained here, measurements of doors, windows, rooms and any other items are approximate and no responsibility is taken for any error, omission or mis-statement. This plan is for illustrative purposes only and should be used as such by any prospective purchaser. The services, systems and appliances shown have not been tested and no guarantee as to their operability or efficiency can be given.
Made with Metropix ©2025



Corrie and Co aim to sell your property at the best possible price in the shortest possible time. We have developed a clear marketing strategy to ensure that your property is fully exposed to the local, regional and national market place and we are confident that we can provide a marketing service second to none. Our Sales Team offer:

- Full colour contemporary sales literature with floorplans
- A full programme of local / regional advertising and promotion on the Corrie and Co and Rightmove websites
- 24/7 promotion in our Barrow, Ulverston and Millom offices
- Professional viewing service and prompt feedback
- Experienced, friendly staff
- Eye catching 'For Sale' board

To ensure your move is looked after, we can help you with an Energy Performance Certificate and arrange a free mortgage and finance review. We also provide a competitive No Sale – No Fee conveyancing service with well known and trusted local solicitors. Our valuation and sales advice is impartial, completely free with no obligation.

Unlike many High Street Estate Agency chains, Corrie and Co are wholly independent and can therefore recommend the mortgage and lender that is most suitable for your needs. Our aim is to provide quality advice and expertise at all times so that you can make an informed decision every step of the way.

